

Pad Message

Message 1	Timbre Select Timbre 1
Message 2	MOD SEQ On
Message 3	Arpeggio On
Message 4	Arpeggio Latch On
Message 5	Timbre Select Timbre 2
Message 6	MOD SEQ Off
Message 7	Arpeggio Off
Message 8	Arpeggio Latch Off

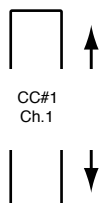
Port Setting

Encoder	Port A
Slider	Port A
PAD (1-8)	Port B
PAD (9-16)	Port A
Pad Message	Port A
Pitch	Port A
Mod	Port A
Vector-X	Port A
Vector-Y	Port A
SW1/SW2	Port A
Pedal	Port A
Foot SW	Port A
Main Encoder	Port A
Keyboard	Port A
Message	Port A

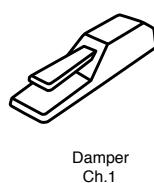
PITCH



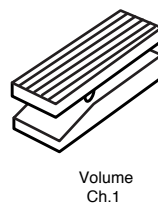
MOD



FOOT SW



PEDAL



MS2000/R